

Appendix B

Undergraduate Students and Enrollments

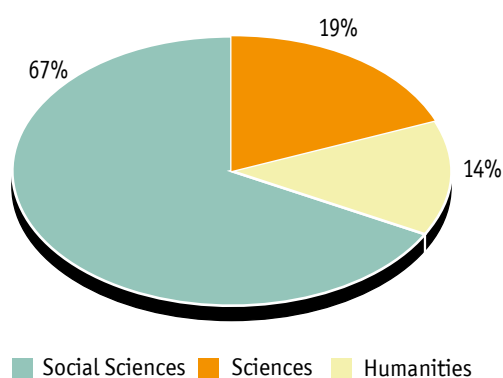
This year, 43,511 students were enrolled in undergraduate courses. OUI students register each semester for one or more courses, rather than to a department. "Course enrollment" refers to a student registered for one academic course. Thus, one student taking two courses is listed as two course enrollments, but only one "student."

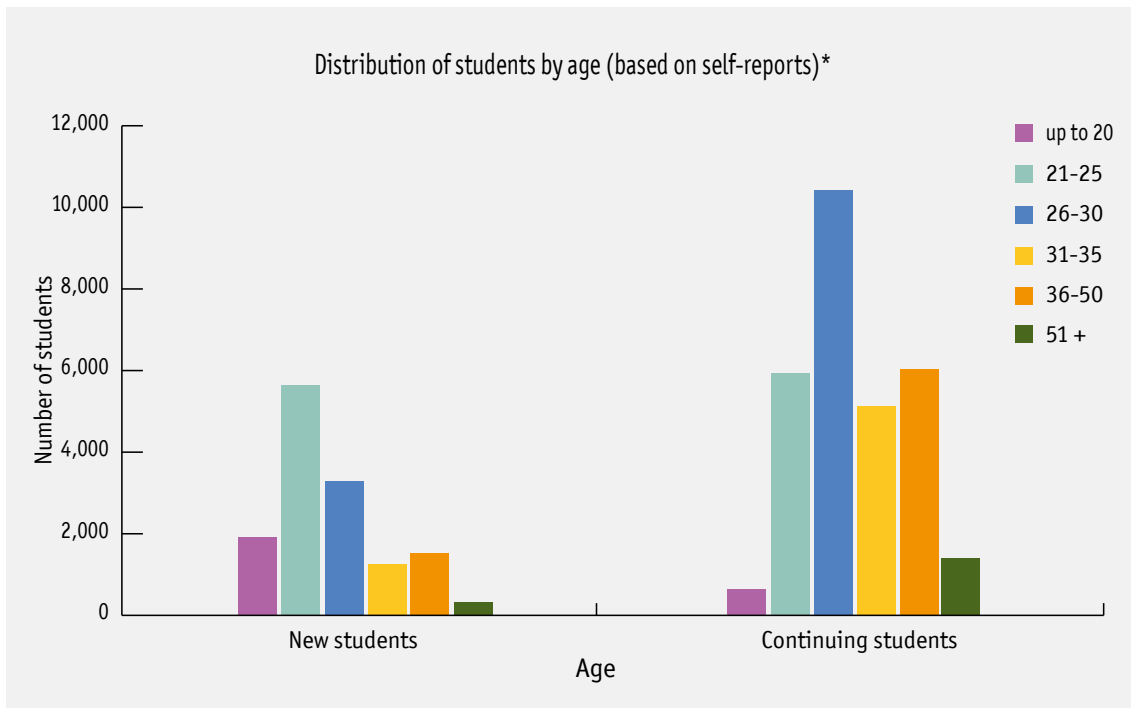
Enrollments in undergraduate courses, by department

Department	Course enrollments
Literature, Language and the Arts	7,736
History, Philosophy and Judaic Studies	9,404
Education and Psychology	31,284
Management and Economics	30,378
Sociology, Political Science and Communication	20,757
Mathematics and Computer Science ¹	18,438
Natural Sciences	5,248
English (EFL) Unit ²	3,141
Total	126,386

1. Including the industrial engineering and management BSc

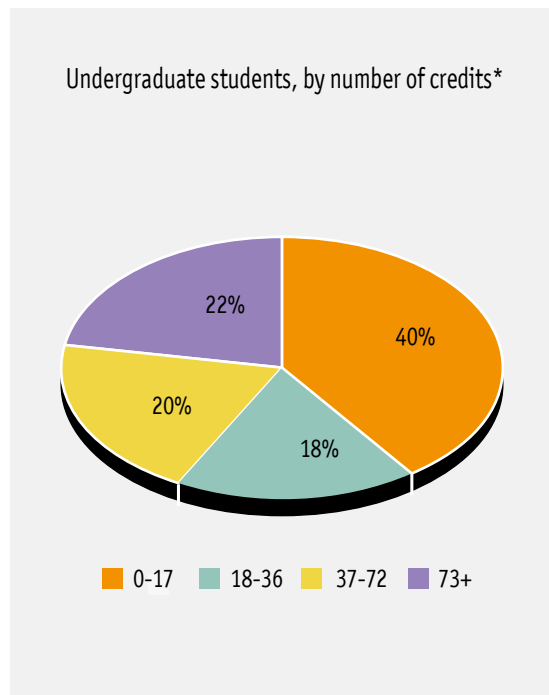
2. The data refer only to A-level (academic) courses. In non-academic preparatory courses (B-E), there were 6,481 enrollments.



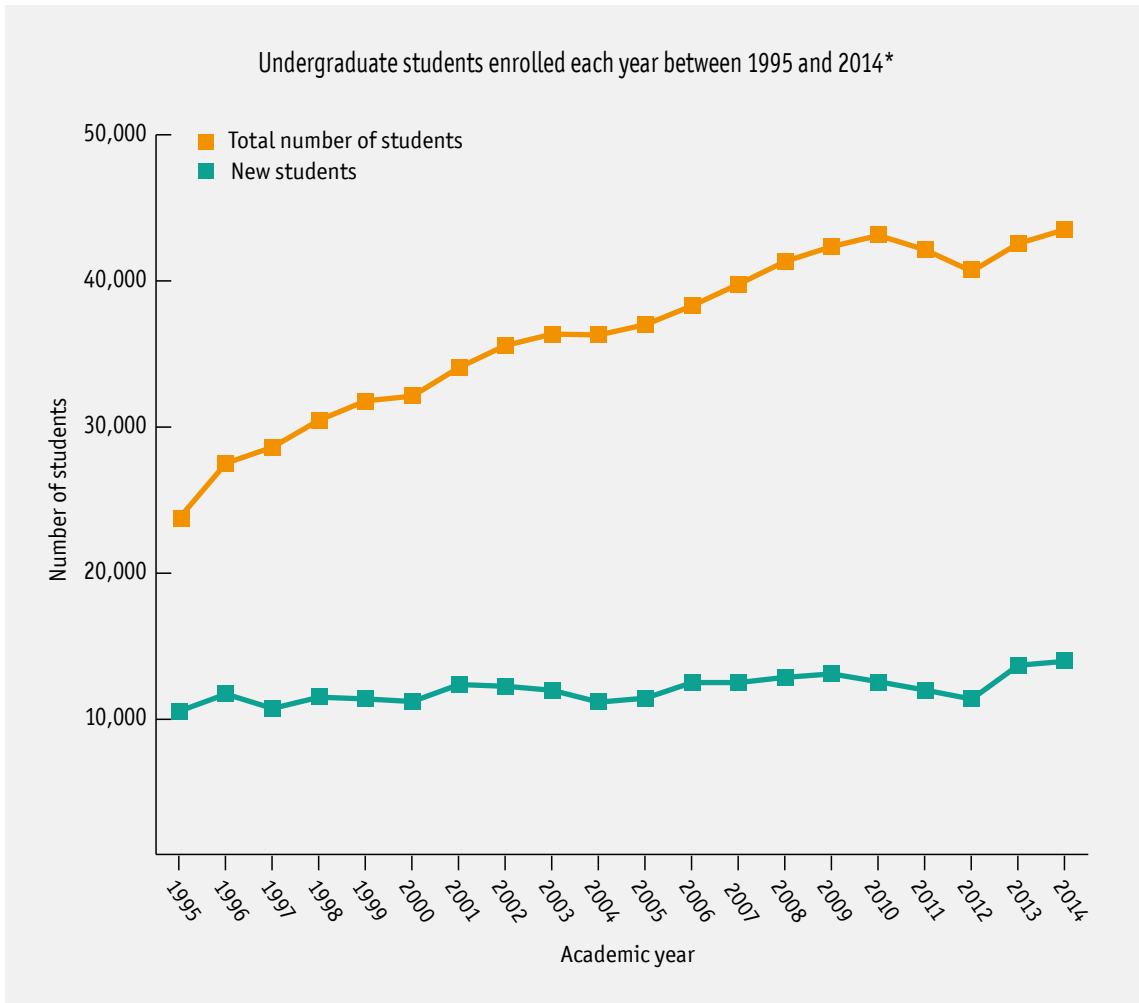


Mean: 30.3; SD: 9.0; Median: 28

* A "new student" is one who began studying in any of the semesters of this year (Fall, Spring, Summer).



* Including accredited prior studies. At least 108 credits are required for a degree.



* A "new student" is one who began studying in any of the semesters of this year (Fall, Spring, Summer).