

Appendix B

Undergraduate Students and Enrollments

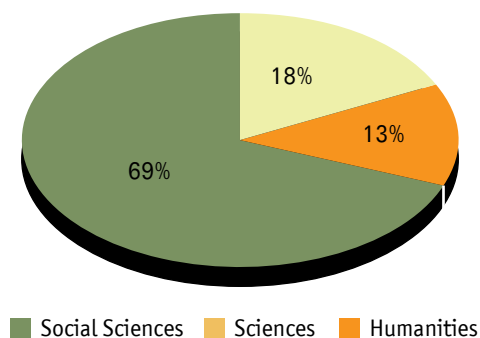
This year, 42,560 students were enrolled in undergraduate courses. OUI students register each semester for one or more courses, rather than to departments. "Course enrollment" refers to a student registered for one academic course. Thus, one student taking two courses is listed as two course enrollments, but only one "student."

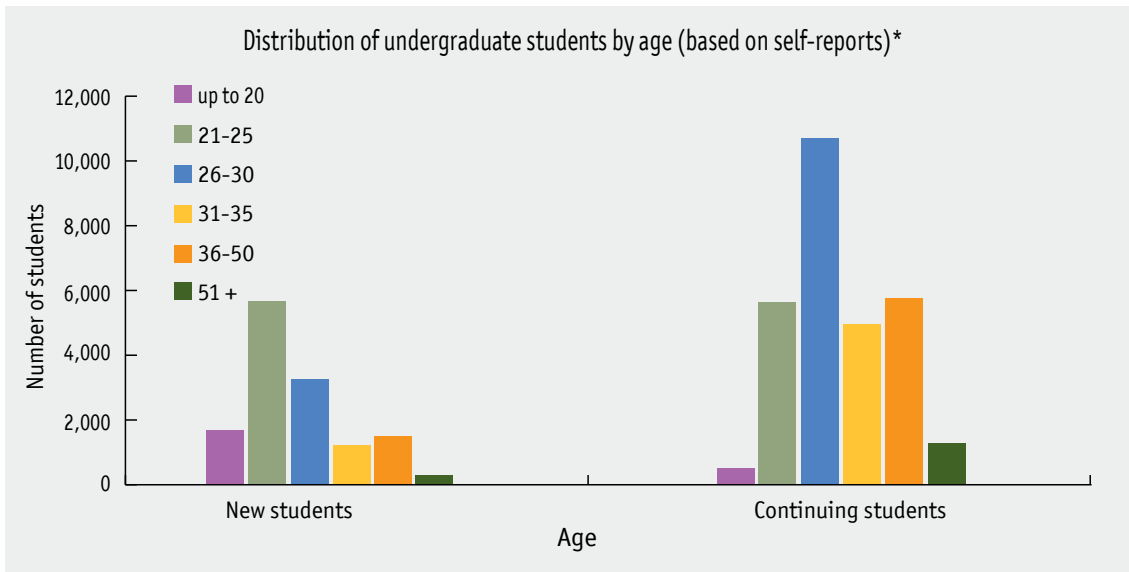
Enrollments in undergraduate courses by department

Department	Course enrollments
Humanities	
Department of Literature, Language and the Arts	7,652
Department of History, Philosophy and Judaic Studies	8,750
Humanities – Total	16,402
Social Sciences	
Department of Education and Psychology	29,931
Department of Management and Economics	33,428
Department of Sociology, Political Science and Communication	22,109
Social Sciences – Total	85,468
Sciences	
Department of Mathematics and Computer Science ¹	16,998
Department of Natural Sciences	4,572
Sciences – Total	21,570
English (EFL) Unit ²	3,160
Total	126,600

1. Including the Industrial Engineering and Management BSc.

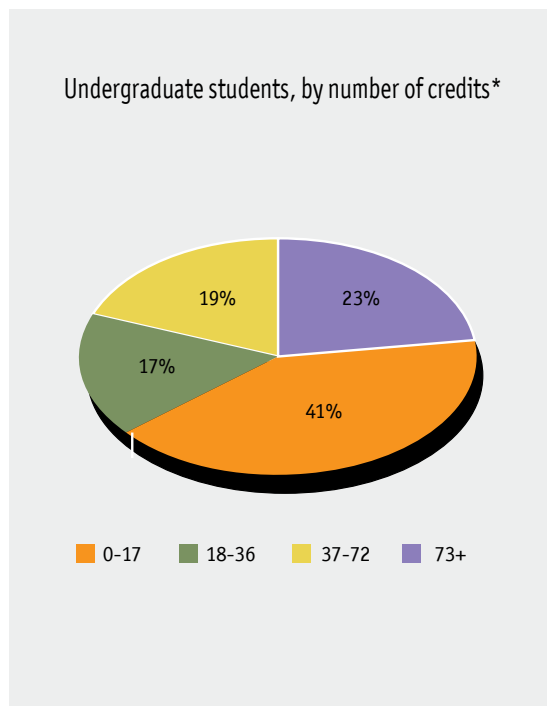
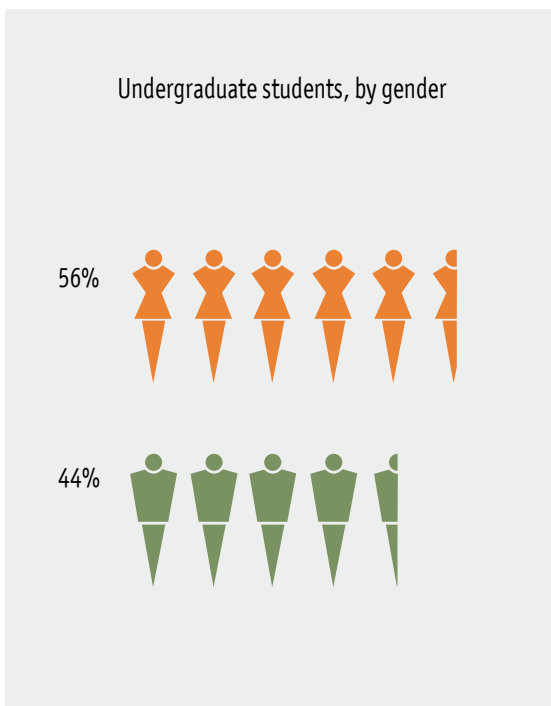
2. The data refer only to A-level (academic) courses. In non-academic preparatory courses (B-E), there were 5,772 enrollments.



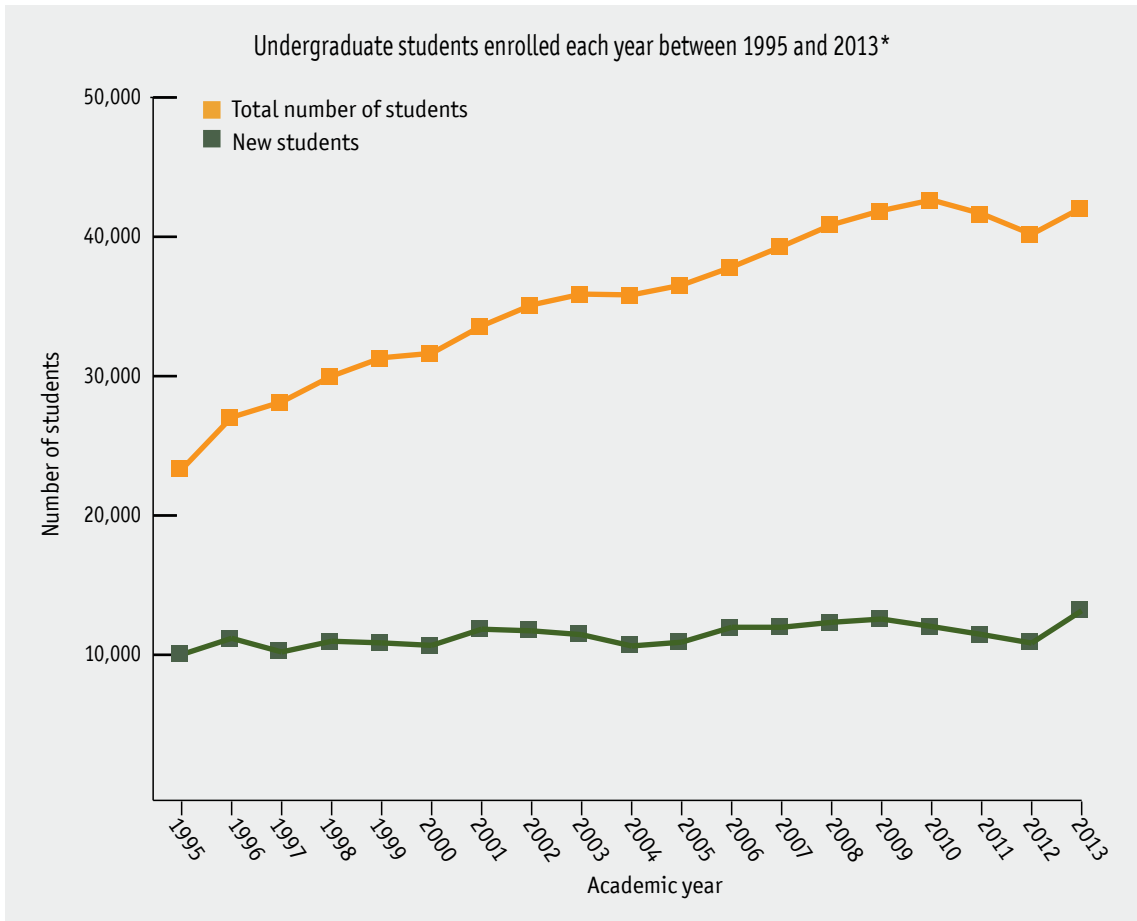


Mean: 30.3; SD: 8.7; Median: 28

* A "new student" is one who began studying in any of the semesters of this year (Fall, Spring, Summer).



* Including accredited prior studies. At least 108 credits are required for a degree.



* A "new student" is one who began studying in any of the semesters of this year (Fall, Spring, Summer).