

Appendix B

Undergraduate Students and Enrollments

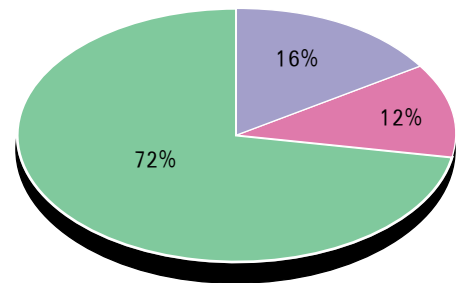
This year, 42,129 students were enrolled in undergraduate courses. OUI students register each semester for a course (or some courses), rather than in departments. "Course enrollment" refers to a student registered for one academic course. Thus, one student taking two courses is listed as two course enrollments, but only one "student."

Enrollments in undergraduate courses, by department

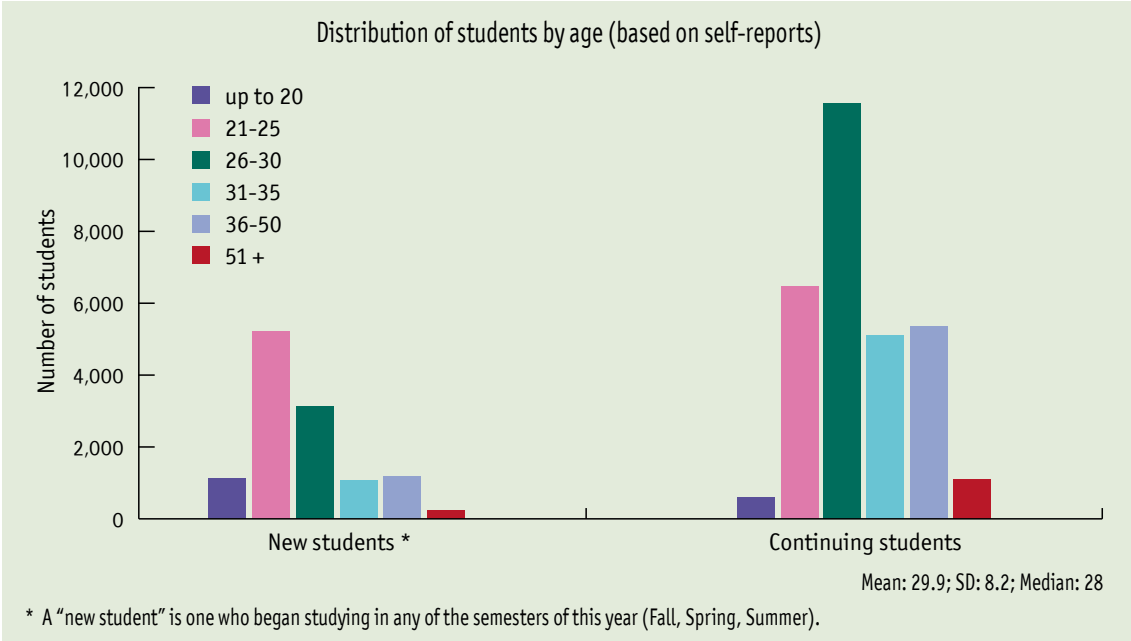
Department	Course enrollments
Humanities	
Department of Literature, Language and the Arts	6,990
Department of History, Philosophy and Judaic Studies	7,751
Humanities – Total	14,741
Social Sciences	
Department of Education and Psychology	30,669
Department of Management and Economics	38,389
Department of Sociology, Political Science and Communication	20,390
Social Sciences – Total	89,448
Sciences	
Mathematics Division	8,037
Computer Science Division	7,575
Department of Natural Sciences	3,677
Sciences – Total	19,289
English (EFL) Unit *	3,153
Total	126,631

* The data refer only to A-level (academic) courses. In non-academic preparatory courses (B-E), there were 5,466 enrollments.

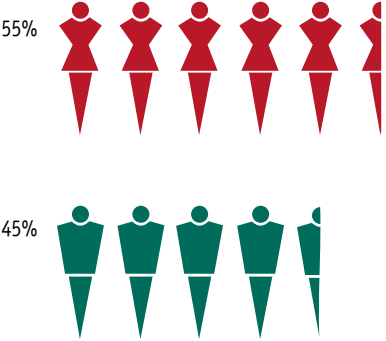
Enrollments in undergraduate courses, by discipline



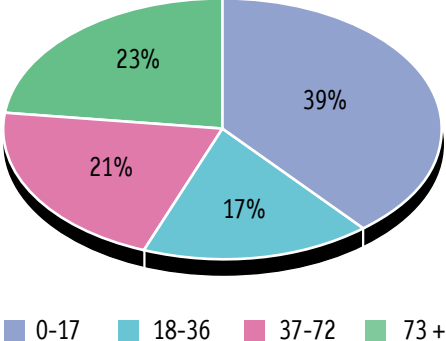
■ Social Sciences
 ■ Sciences
 ■ Humanities



Undergraduate students, by gender



Undergraduate students by number of credits *



* Including accredited prior studies. At least 108 credits are required for a degree.

Appendix C

Graduate Students and Enrollments (including qualifying courses)

In 2010-2011, there were 3,657 graduate students. The total number of course enrollments was 11,396.

Enrollment in graduate courses by degree

Degree	Course enrollments	%
Computer Science	456	4.0
Democracy Studies – Interdisciplinary	1,150	10.1
Biological Thought	128	1.1
Business Administration	8,275	72.6
Education	1,027	9.0
Cultural Studies	360	3.2
Total	11,396	100.0

Graduate students by degree

Degree	Students
Computer Science	233
Democracy Studies – Interdisciplinary	361
Biological Thought	20
Business Administration	2,526
Education	379
Cultural Studies	138
Total	3,657

