

Appendix B

Undergraduate Students and Enrollments

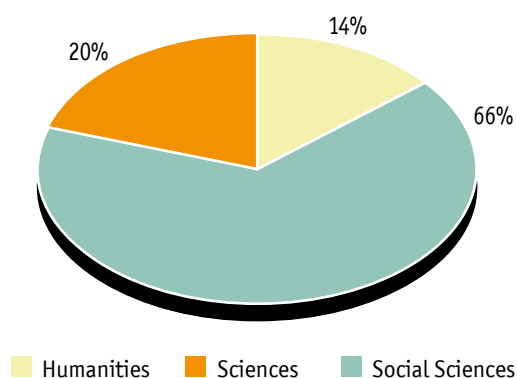
This year, 42,865 students (57% of whom were women) were enrolled in undergraduate courses. OUI students register each semester for individual courses, rather than for fields of study. "Course enrollments" are calculated per course and not per student.

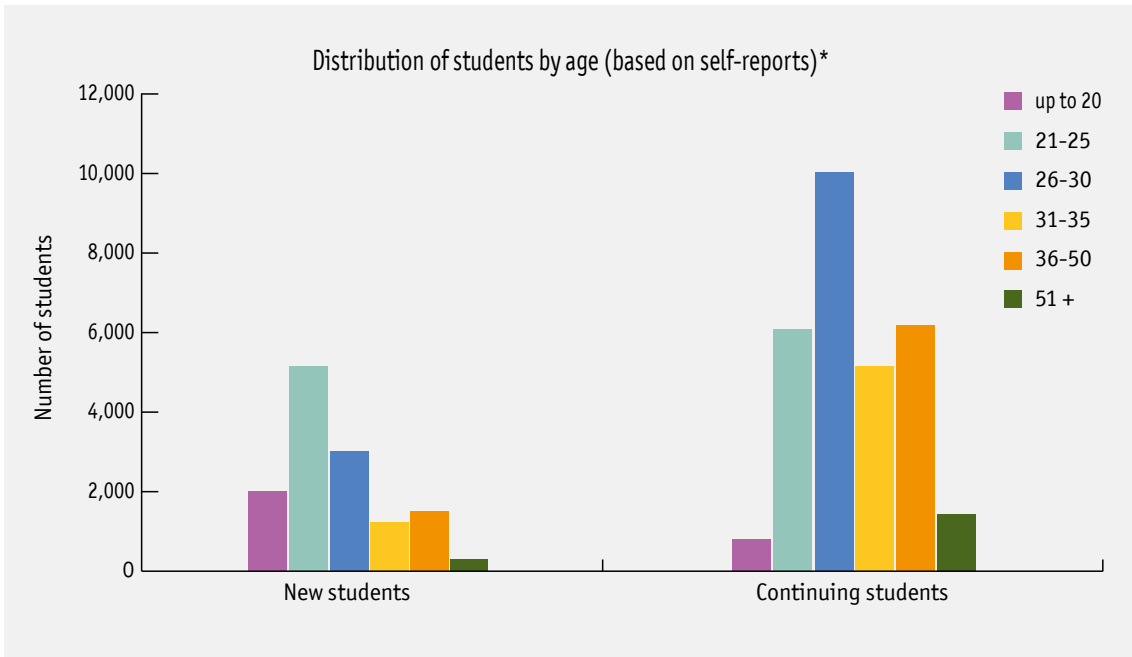
Enrollments in undergraduate courses, by department

Department	Course enrollments
Literature, Language, and the Arts	7,537
History, Philosophy, and Judaic Studies	9,414
Education and Psychology	31,339
Management and Economics	27,853
Sociology, Political Science, and Communication	21,081
Mathematics and Computer Science ¹	18,676
Natural and Life Sciences	5,757
English (EFL) Unit ²	3,438
Total	125,095

1. Including the industrial engineering and management BSc

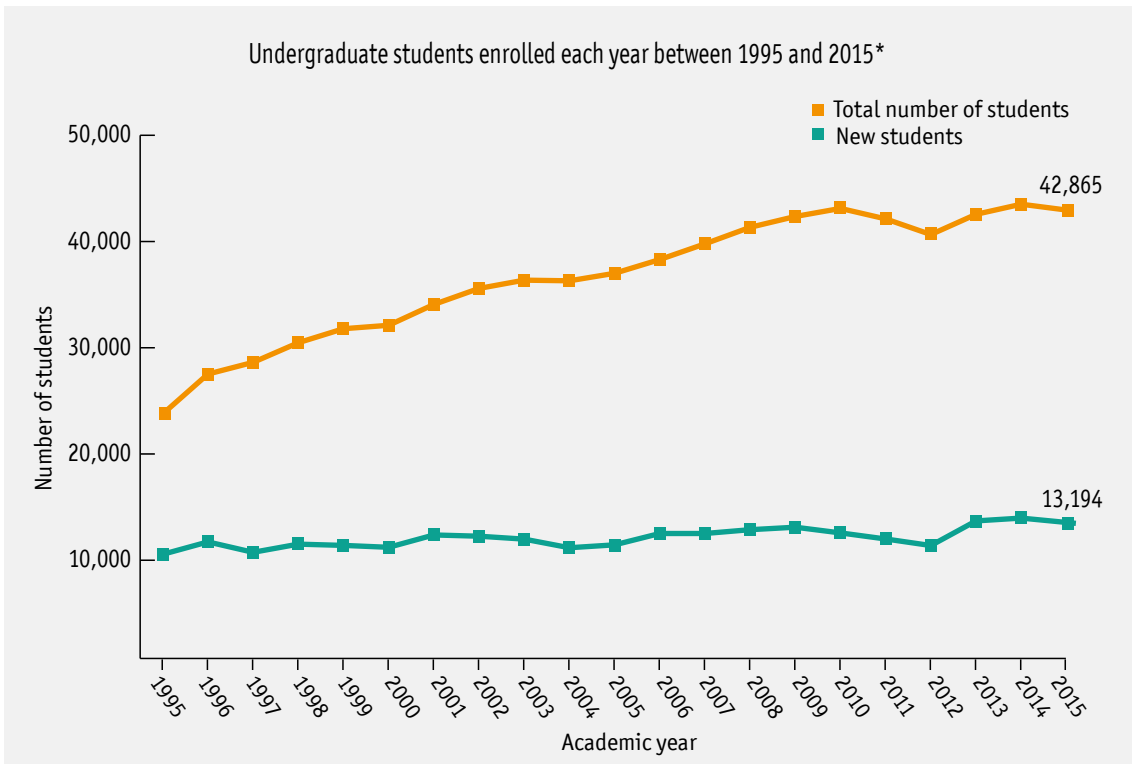
2. The data refer only to A-level (academic) courses. In non-academic preparatory courses (B-E), there were 6,806 enrollments.





Mean: 30.4; SD: 9.3; Median: 28

* A "new student" is one who began studying in any of the semesters of this year (Fall, Spring, Summer).



* A "new student" is one who began studying in any of the semesters of this year (Fall, Spring, Summer).