

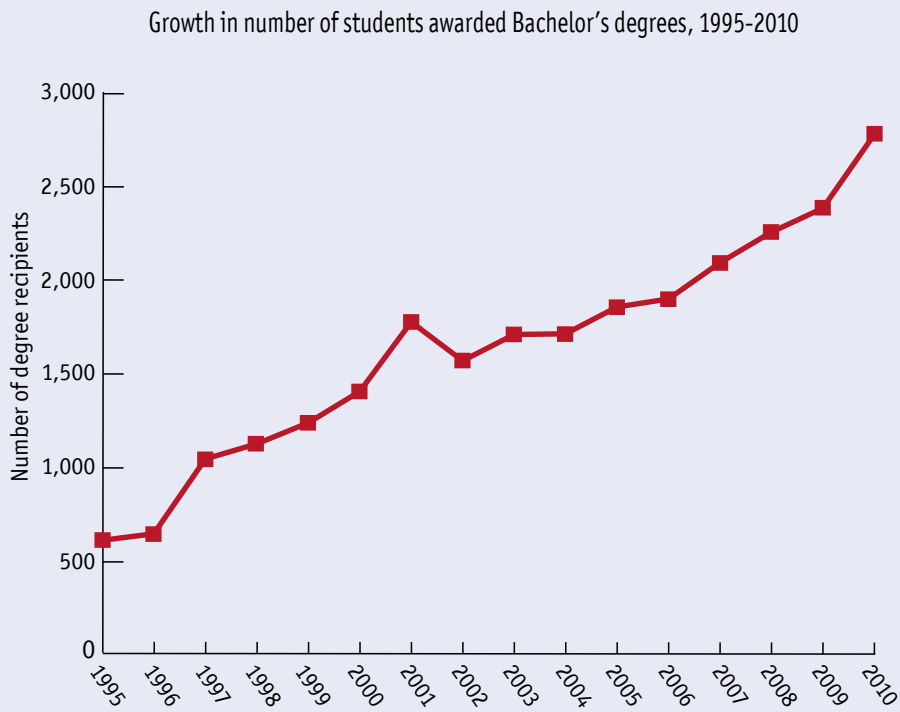
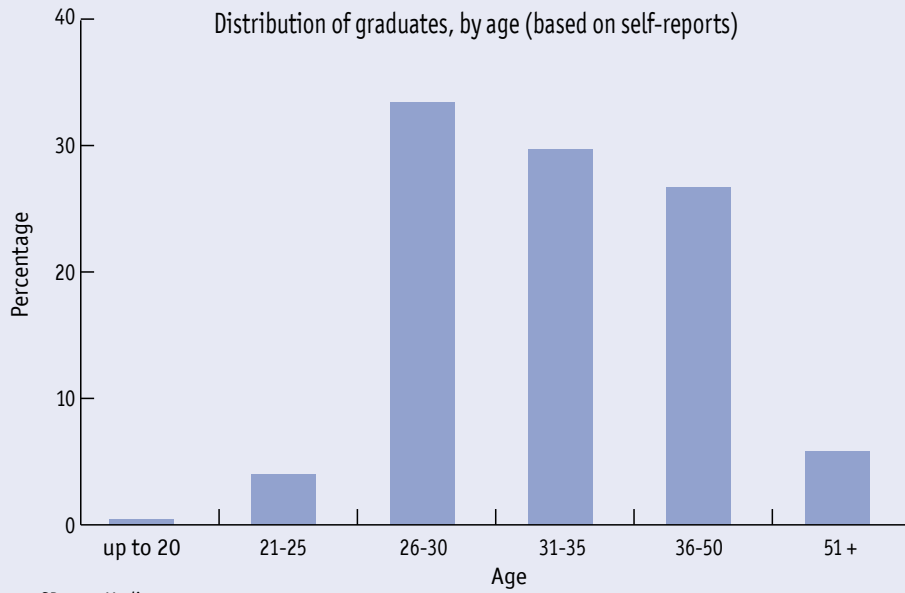
# Appendix D

## Bachelor's Degree Recipients

### Distribution of Bachelor's degrees by discipline

Discipline	Graduates
Humanities	53
Humanities and Social Sciences	115
History	7
<b>Total degrees in Humanities</b>	<b>175</b>
Social Sciences and Humanities	725
Social Sciences	630
Economics	27
Economics and Political Science & International Relations	1
Economics and Sociology	1
Economics and Computer Science – Systems and Applications	9
Accounting with a Division of Studies in Economics	140
Management	200
Management and Economics	206
Management and Sociology	26
Management and Political Science & International Relations	23
Management and Education (Curriculum & Instruction Studies)	9
Management and Computer Science – Systems and Applications	77
Management and History	1
Psychology	180
Psychology and Economics	3
Psychology and Management	62
Psychology and Sociology	12
Psychology and Political Science & International Relations	1
Psychology and Education (Curriculum & Instruction Studies)	44
Psychology and Computer Science – Systems and Applications	2
Psychology and Life Sciences	1
Education (Curriculum & Instruction Studies) and Computer Science – Systems and Applications	1
Sociology and Education (Curriculum & Instruction Studies)	4
Political Science & International Relations and Sociology	3
<b>Total degrees in Social Sciences</b>	<b>2,388</b>
Sciences	35
Natural Sciences	16
Chemistry and Life Sciences	1
Chemistry and Management	1
Life Sciences	13
Life Sciences and Management	4
Mathematics	6
Computer Science (BSc)	27
Computer Science	79
Mathematics and Computer Science (BSc)	13
Industrial Engineering and Management (BSc)	17
<b>Total degrees in Sciences and Engineering</b>	<b>212</b>
Undefined degree	4
<b>Total</b>	<b>2,779</b>

\* The table does not present a breakdown of general degrees with specific emphases or single-disciplinary degrees with a division of studies in another field.

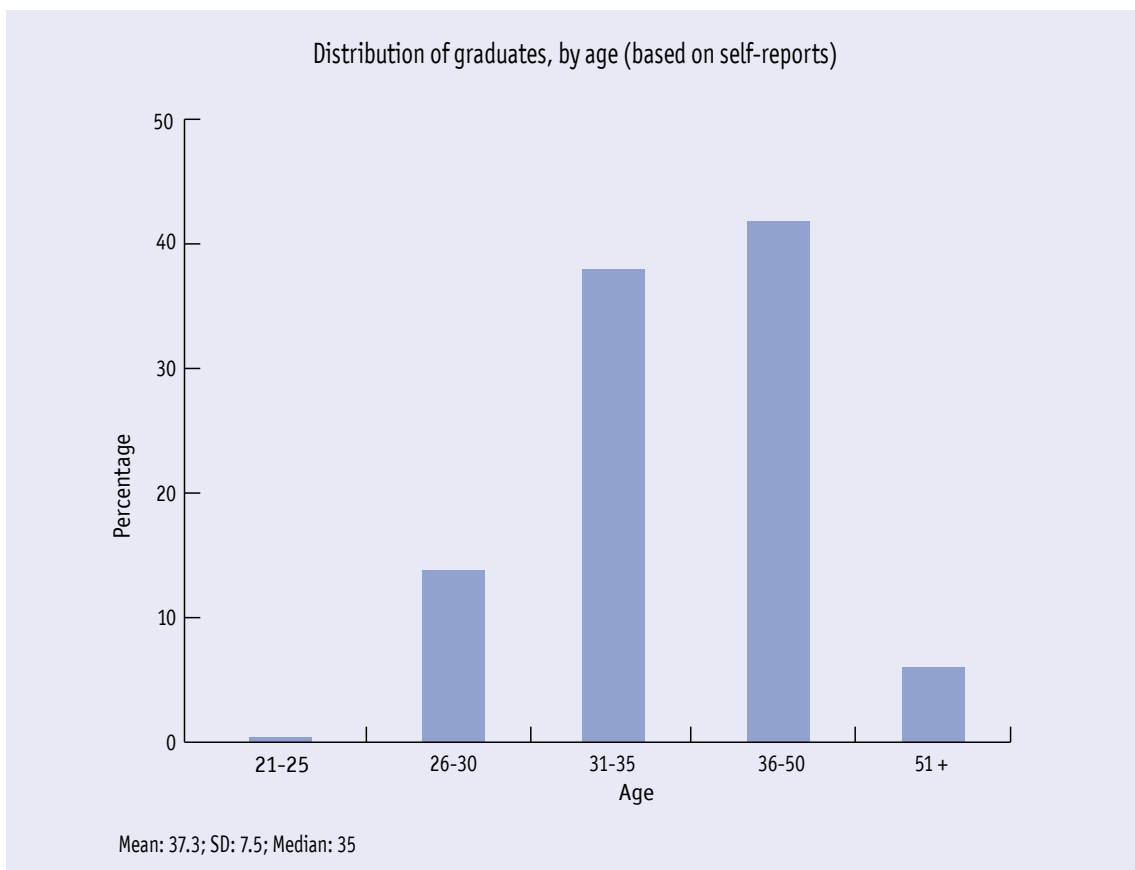


# Appendix E

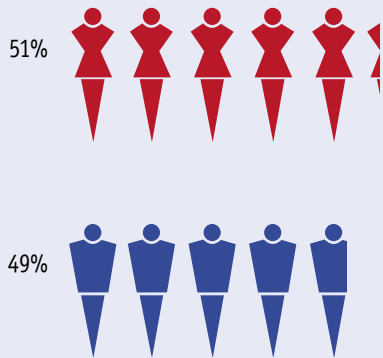
## Master's Degree Recipients

### Distribution of Master's degrees by discipline

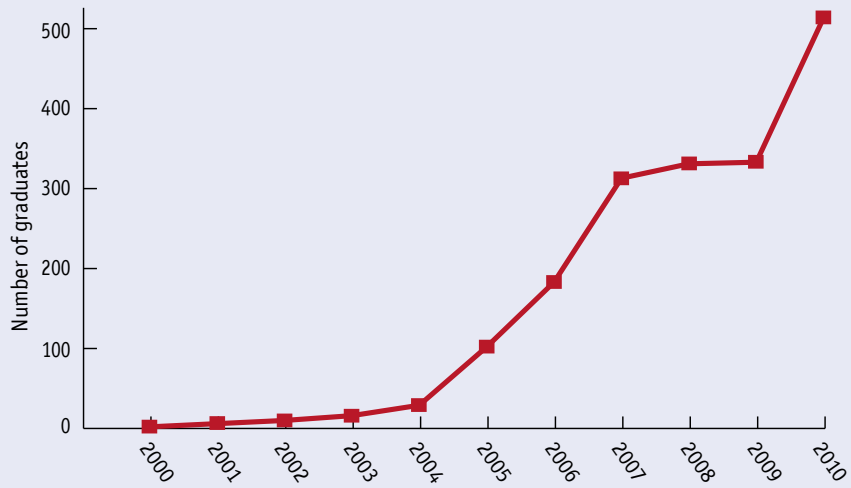
Discipline	Graduates
Business Administration (MBA)	385
Democracy Studies – Interdisciplinary (MA)	38
Education: Learning Technologies (MA)	38
Education: Learning Systems (MA)	24
Biological Thought (MA)	7
Computer Science (MSc)	22
<b>Total</b>	<b>514</b>



### Master's degree recipients, by gender



### Growth in number of students awarded Master's degrees, 2000-2010 \*



\* The first OUI Master's degree was awarded in 2000.