

# Graduates...

In 2003-2004, the Open University awarded a B.A. degree to 1,716 students and 29 students were awarded Master's degrees. Eight students completed certificate studies in Computer Science; and 18 students were awarded teaching certificates in the Social Sciences, 12 in Psychology, and 9 in Computer Science.

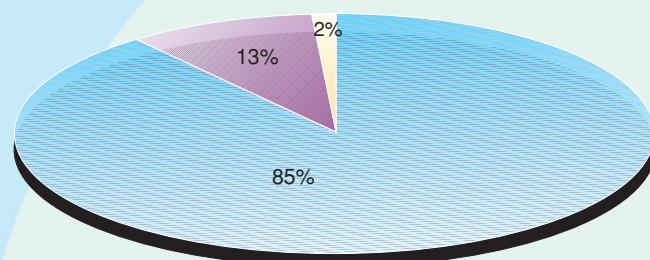
## Distribution of Bachelor degrees, by discipline

| Discipline  | Graduates    | %            |
|---|--------------|--------------|
| Humanities  | 61           | 3.6          |
| Humanities and Social Sciences                              | 101          | 5.9          |
| Social Sciences and Humanities                              | 405          | 23.6         |
| Social Sciences   | 558          | 32.5         |
| Social Sciences: Emphasis on Behavioral Sciences            | 10           | 0.6          |
| Management  | 15           | 0.9          |
| Management and Economics                                    | 199          | 11.6         |
| Management and Sociology                                    | 31           | 1.8          |
| Management and Political Science                            | 30           | 1.7          |
| Management and Education (Curriculum & Instruction Studies) | 4            | 0.2          |
| Sociology and Education (Curriculum & Instruction Studies)  | 2            | 0.1          |
| Political Science and Sociology                             | 3            | 0.2          |
| Psychology and Management                                   | 11           | 0.6          |
| Psychology and Sociology                                    | 4            | 0.2          |
| Psychology and Education (Curriculum & Instruction Studies) | 24           | 1.4          |
| Sciences  | 19           | 1.1          |
| Sciences: Emphasis on Mathematics                           | 1            | 0.1          |
| Natural Sciences  | 12           | 0.7          |
| Natural Sciences and Mathematics                            | 1            | 0.1          |
| Life Sciences   | 9            | 0.5          |
| Mathematics   | 1            | 0.1          |
| Computer Science  | 134          | 7.8          |
| Economics and Computer Science – Systems and Applications   | 1            | 0.1          |
| Management and Computer Science – Systems and Applications  | 78           | 4.5          |
| No characterization   | 2            | 0.1          |
| <b>Total</b>  | <b>1,716</b> | <b>100.0</b> |

## Distribution of Master's degrees, by discipline

| Degree                                       | Graduates |
|--|-----------|
| Democracy Studies – Interdisciplinary (M.A.) | 16        |
| Biological Thought (M.A.)                    | 3         |
| Computer Science (M.Sc.)                     | 10        |
| <b>Total</b>                                 | <b>29</b> |

## Students awarded Bachelor degrees, with and without Matriculation certificate\*

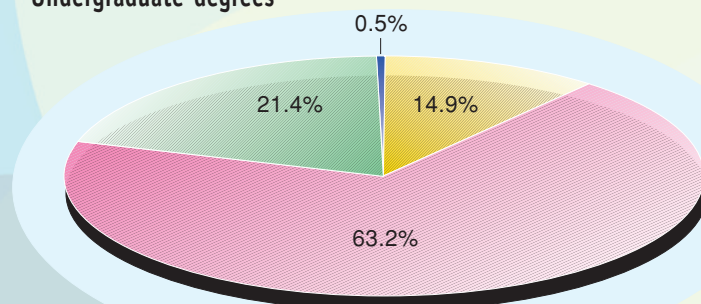


■ Have matriculation certificate
 ■ No matriculation certificate
 ■ Unknown

\* According to students' self-reports upon enrollment.

## Final Degree Grade

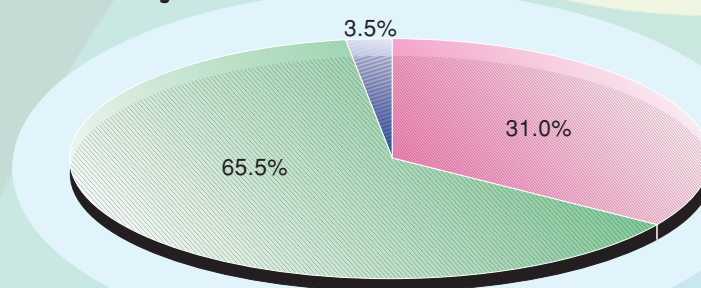
### Undergraduate degrees



Grades: Mean = 80.1; SD = 5.3; Median = 80

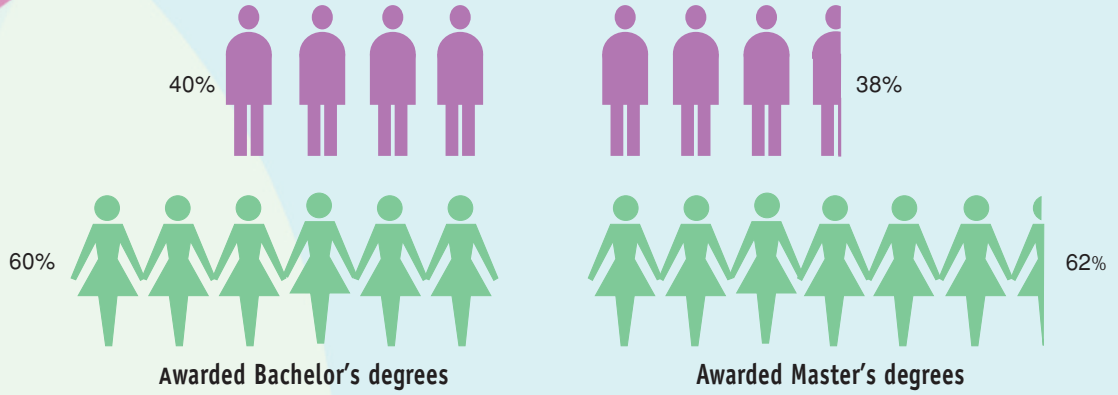
■ Up to 74
 ■ 75-84
 ■ 85-94
 ■ 95+

### Graduate degrees



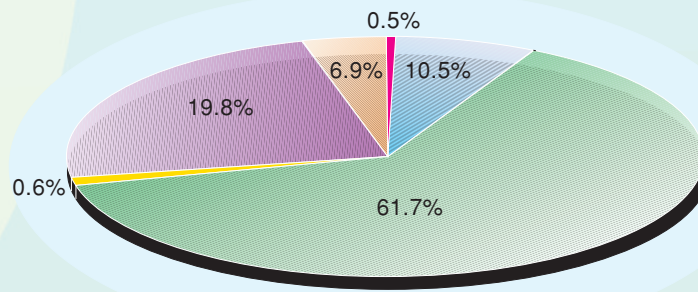
Grades: Mean = 85.2; SD = 4.3; Median = 86

### Students Awarded Bachelor degrees, by Sex



### Age upon Receiving Degree\*

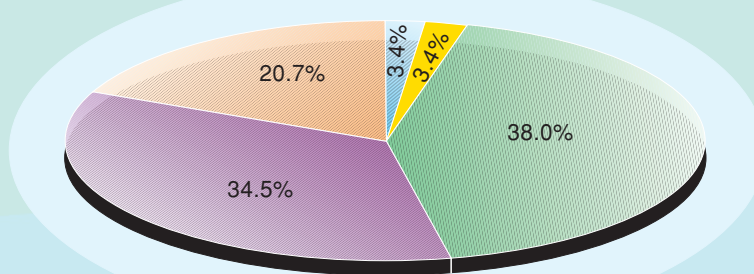
#### Undergraduate students



Age - Bachelor's degree: Mean = 33.2; SD = 8.5

■ Up to 19 
 ■ 20-26 
 ■ 27-35 
 ■ 36-49 
 ■ 50+ 
 ■ Unknown

#### Graduate students



Age - Master's degree: Mean = 37.6; SD = 12.5

\* According to students' self-reports upon enrollment.



*Graduation Ceremony*

### **High School Students**

The number of graduates who began their studies while in high school is rising continuously. In 2003-2004, 41 students completed their studies (as compared with 24 in 2002-2003), 27 of whom graduated with honors, and 4 with highest honors.

### **The Open University Alumni Association**

The University is acting to foster the bond with its graduates through the Alumni Association. The Alumni Association held a number of activities this year, including trips, parties, theatre outings, lectures and special events such as a festive dinner. Each year, the alumni donate funds for scholarships to needy Open University students.

### **Alumni Publication**

Twice a year, the Alumni Association produces a magazine which updates its members about the university, and includes information on new graduate degree programs, events and benefits. The magazine also includes articles by alumni.